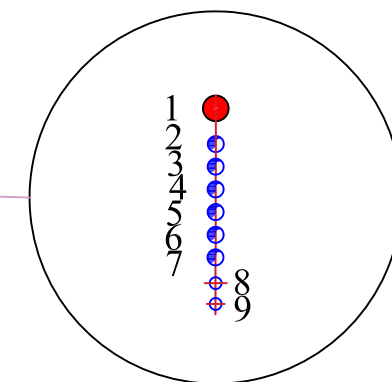




LIST OF Water Pipes :-

Pipe NO.	Type of Pipes and Diameter
1	Ø4" FIRE FIGHTING RISER
2	Ø2" HOT WATER RETURN
3	Ø2" HOT WATER SUPPLY
4	Ø2" COLD WATER SUPPLY FROM ROOF TANK TO COLLECTOR
5	Ø2" GREY WATER TREAT TO WATER CLOSET
6	Ø2" COLD WATER SUPPLY TO ROOF TANK
7	Ø2" GREY WATER TO SAND ROOF TANK



Date: 2/04/2018 Drawing Scale: NTS Drawing No. M7B	PALESTINE POLYTECHNIC UNIVERSITY College of Engineering Department of Mechanical Engineering H.V.A.C. Engineering		Designed AND DRAWN By: Mutaz Dweik	Project Name: Mechanical Systems for Headquarters Charities building in Hebron	Drawing Title: GROUND FLOOR WATER LAYOUT COLD AND HOT WATER SUPPLY AND HOT WATER RETURN PIPES	Notes: All dimensions are in MM Unless otherwise shown. All spot levels are in meters. Hollow blockwork. Reinforced concrete column/wall. Plain concrete walls.	955m SL +0.00m 
			Supervisor: Dr. KAZEM OSAILY				